

# Express PORTABLE CORRAL




**LIVESTOCK SYSTEMS**

**DESIGNED AND BUILT WITH QUALITY WW FEATURES AND BENEFITS THAT WILL SERVE YOUR OPERATION FOR GENERATIONS TO COME!**

**FEATURES INCLUDE:**

- 6' Panels are fabricated from 2" 14 ga. high tensile pregalvanized steel tubing
- All gates are spring-loaded or come equipped with spring-loaded plungers and strike plates
- 10' Gate in the main frame of the corral allows driving through with a full size pick up
- Optional Mounted Headgate for alley allows working cattle in the field
- Includes 6 Man Pass Gates, and 2 High Pole Gates
- Hinge and Collar System allows set up on uneven terrain
- Solar Charging System (Optional Battery Upgrade for colder climates)
- Heavy-Duty Selector Valve and Sealed Switch
- Option for Interchangeable Gooseneck or Bumper Pull
- Intergrated Trailer Lights and High Speed Highway Hubs
- Available with Vinyl or Bull Sheet
- Standard Corral can be upgraded to a +3 or a +6



**ACKERMAN** A  
SINCE 1969  
  
**DISTRIBUTING.COM**  
**800-726-9091**



# Express PORTABLE CORRAL

## Easy One-Man Setup

Wheels on each panel provide easy one-man setup, even on rough terrain. Pre-galvanized tubing construction offers years of hassle-free service no matter how rough the working conditions. Available in standard and larger units the Express Portable Corral provides catch capabilities from 100 to 300 head. Easily incorporate a WW Squeeze Chute and Yoke Trailer for a completely mobile full service handling system that is fast to set up and ready to go to work!



Unchain panels and simply pull out.



Pull and roll next three panels from frame.  
Push from inside out and let the wheels do the work.



Extend, then separate and roll next panel.



Unfold last panel and roll around to connect to first panel.

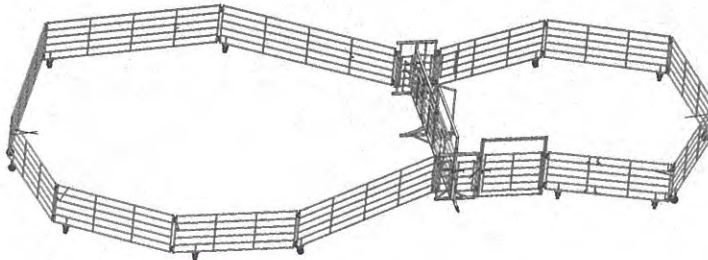


Repeat procedure on opposite side. Within 10 minutes you're finished!

## *Express Portable Corral Options*

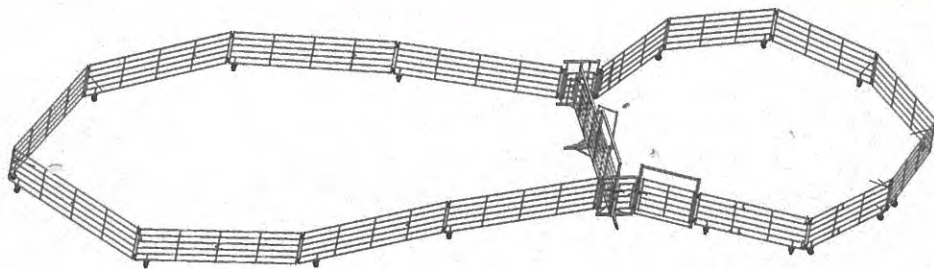
### **Express Portable Corral- Standard** **1880-100-000**

WW Express Portable Corral Standard provides the pen capacity to efficiently work 80 to 100 head of cattle. Designed and built with quality and features that will serve your operation for many years to come.



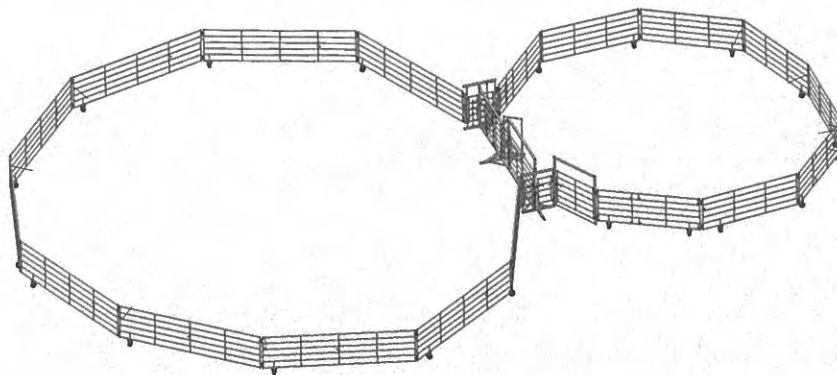
### **Express Portable Corral- Plus 3** **1880-100-003**

The WW Express Portable Corral Standard Plus 3 option is designed with 3 additional panels and the same ease of setup to allow for a working capacity of 160 to 200 head.




### **Express Portable Corral- Plus 6** **1880-100-006**

More than double the capacity of the WW Express Portable Corral Standard with the Plus 6 option. This system enables the cattleman to handle 250 to 300 head!



# Express Portable Corral ACCESSORIES




## Integrated Trailer Lights & High Speed Highway Hubs

WW Express Portable Corrals are road ready with high speed highway hubs and completely wired with trailer lighting and plug.

## Available with Durable Bull Sheet or Vinyl

WW Express Corals have the option of Bull Sheet or Vinyl Sheeting on the center alley to help keep cattle flowing calmly and quietly by reducing distractions. Bull Sheet is made from High-density polyethylene (HDPE) known for its pliability, durability and strength. Resistant to moisture, bacteria and insects with a high impact strength make Bull Sheet the ultimate choice in your systems. Bull Sheet is also available separately to add to your existing equipment.



## Optional Quick Change Gooseneck or Bumper Pull Hitches

Tow it by bumper pull or gooseneck, every WW Express Corral comes ready to accept either hitch allowing for versatility. Hitches are quick and easy to attach and remove, change from bumper pull to a gooseneck in a few minutes!



**ACKERMAN** A  
SINCE 1969  
**DISTRIBUTING.COM**  
800-726-9091

