


Chaparral Series

Chaparral Panels and Gates are constructed from 1.9" high tensile 16 gauge tubing with 50,000 P.S.I. yield strength. In keeping with the quality that WW demands from all its products, the Chaparral Series has that extra toughness that insures dependability when working cattle. All components feature self-contained connecting pins for easy interlocking.



Chaparral Panels

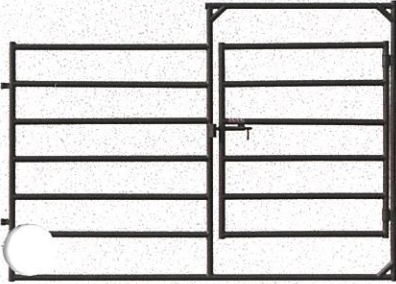
- 3341-602-400 Chaparral 6' x 2'4" Panel
- 3341-604-000 Chaparral 6' x 4' Panel
- 3341-606-000 Chaparral 6' x 6' Panel
- 3341-608-000 Chaparral 6' x 8' Panel
- 3341-610-000 Chaparral 6' x 10' Panel
- 3341-612-000 Chaparral 6' x 12' Panel
- 3341-614-000 Chaparral 6' x 14' Panel
- 3341-616-000 Chaparral 6' x 16' Panel



Chaparral 28" Alley Control Frame
3343-028-000




Chaparral 28" Alley Control Gate
3343-128-000



Chaparral Gate Panels

- 3345-608-000 Chaparral 8' Gate Panel (G4)
- 3345-610-000 Chaparral 10' Gate Panel (G4)
- 3345-612-000 Chaparral 12' Gate Panel (G4)



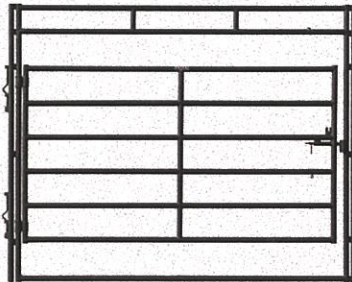
Chaparral Corral Gates

- 3346-506-000 Chaparral 6' Corral Gate
- 3346-508-000 Chaparral 8' Corral Gate
- 3346-510-000 Chaparral 10' Corral Gate
- 3346-512-000 Chaparral 12' Corral Gate
- 3346-514-000 Chaparral 14' Corral Gate
- 3346-516-000 Chaparral 16' Corral Gate




Chaparral Gate-in-Frame

- 3342-036-000 Chaparral 3' Gate-in-Frame
- 3342-048-000 Chaparral 4' Gate-in-Frame
- 3342-060-000 Chaparral 5' Gate-in-Frame
- 3342-072-000 Chaparral 6' Gate-in-Frame



Chaparral High Pole Gates

- 3344-608-078 Chaparral 8' High Pole Gate 7'8"
- 3344-608-096 Chaparral 8' High Pole Gate 9'6"
- 3344-610-078 Chaparral 10' High Pole Gate 7'8"
- 3344-610-096 Chaparral 10' High Pole Gate 9'6"
- 3344-612-078 Chaparral 12' High Pole Gate 7'8"
- 3344-612-096 Chaparral 12' High Pole Gate 9'6"

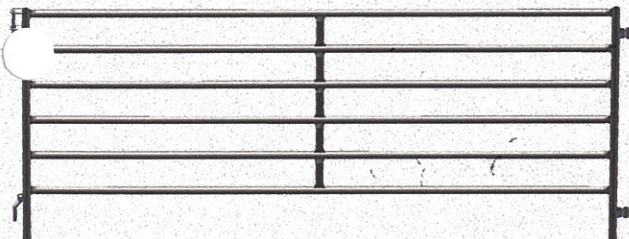



Chaparral Panels with J-Legs

- 3341-602-400 Chaparral 6' x 2'4" Panel w/J-Leg
- 3341-604-000 Chaparral 6' x 4' Panel w/J-Leg
- 3341-606-000 Chaparral 6' x 6' Panel w/J-Leg
- 3341-608-000 Chaparral 6' x 8' Panel w/J-Leg
- 3341-610-000 Chaparral 6' x 10' Panel w/J-Leg
- 3341-612-000 Chaparral 6' x 12' Panel w/J-Leg
- 3341-614-000 Chaparral 6' x 14' Panel w/J-Leg
- 3341-616-000 Chaparral 6' x 16' Panel w/J-Leg

Chaparral Starter Post

- 3341-000-000



Lariat Panels

Lariat Panels are pasture panels designed for portability and ease of handling. Fabricated of 16 gauge 1.5' tubing and 5' tall.
3361-510-000
Lariat 10' Panel

Spring-Activated Gate Latches provide years of trouble free service.